



# WireCrafters®

**SAFETY | SECURITY | STORAGE**



# WHEN SAFETY & SECURITY MATTER

*WireCrafters is the nation's leading manufacturer of woven and welded wire partitions & other related material handling products.*

## THE PROVEN STYLE OF TODAY'S WIRE PARTITION

For over 50 years, WireCrafters has manufactured the "Very Best Wire Partitions in the Industry". Contrary to traditional systems, our woven & welded wire partitions are based on the simple idea that panels stack one on top of the other between tubular posts to reach the finished partition height. This all-welded, modular stackable system has benefits unequaled in the industry.



*Aerial view of the WireCrafters facility.*

## WIRECRAFTERS PARTITIONS

### **Modular Design**

Twenty basic panels and our "building block" approach accomplish virtually any layout.

### **Strong**

Panels bolt directly to support posts. Standard 3/8" wedge anchors hold partition firmly in place. Base plates welded on posts allow direct floor anchoring.

### **Secure**

Utilizes the heaviest assembly hardware in the industry. Bolts are only accessible from inside.

### **Flexible**

Easy to reconfigure as needs change.

### **Fast Installation**

Fewer parts than other partition systems. Angle frames give clear access to all mounting hardware.

### **Clean Design**

Straight lines and clean exterior make for a sleek finishing touch.

### **Quick Ship**

Stock items are available for shipment within 48 hours of your order.



# PANELS, POSTS, & CEILINGS


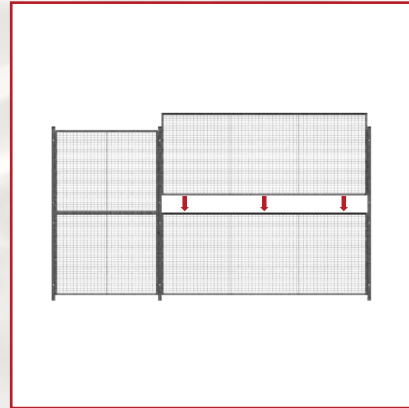
## PANELS

### Modular Panels

- Ten widths, 1' to 10' in one foot increments.
- Two heights: 4'-0" and 5'-0".
- Full height partition walls are built by stacking two or more panels between posts.
- Custom size panels available.
- Mesh specs available, see page 15 and back cover.

### Adjustable Panel

- Solid sheet metal panel.
- Fill small gaps in runs.
- Allows for adjustment from 1" to 11".
- Ideal for hard to measure areas.
- Two heights: 4' and 5' match panel heights.




## POSTS

- Stock sizes: 8'-5 1/4", 10'-5 1/4", 12'-5 1/4".
- Hole layout allows for 3-1/4" sweep-space.
- Posts extend 2" above top of panel.
- Baseplate with holes for anchors welded to posts.
- Special height posts are available up to 40'.
- Floor anchors (3/8") are included with your order.



## CLEAR-SPAN CEILINGS

- Ceiling panels interchangeable with wall panels.
- Attach to partition walls with slotted angle.
- Clear spanned up to 30'.
- Large ceilings supported by horizontal ceiling tubes.
- Add to existing partition without changing layout.
- All ceilings are non-load bearing.  
Ceiling cutouts or drop down doors available.



# HINGED & SLIDING DOORS

## HINGED DOORS

- 3' or 4' wide by 7' 3-1/4" high opening.
- Transom panel sized to match partition height.
- Three 4" x 4" 10 gauge tight pin hinges.
- Padlock lug standard, cylinder locks available.
- Complete with two door posts and hardware.
- Universal construction, works for left or right hand, inside or outside swing.
- Custom sizes available.



## DOUBLE HINGED DOORS

- 6' or 8' wide by 7' 3-1/4" high opening.
- Inactive leaf secured by cane bolt (base) and chain bolt (top).
- Padlock lug standard, cylinder locks available.
- Complete with two door posts and hardware.
- Transom panel sized to match partition height.
- Universal construction with inside or outside swing.
- Custom size and no overhead obstruction doors available.



## SLIDING DOORS


- 3', 4', 5', 6', 8' or 10' widths.
- Full height partition openings of 8' and 10'.
- Padlock lug standard, cylinder locks available.
- Complete with two door posts, two 4 wheel trolley trucks, 16 gauge track, and hardware.
- Universal construction, works for left or right hand, inside or outside slide.
- Custom sizes available.
- Patented tamper-resistant, sliding door receiver. U.S. Patent # 6196034B1



# OPTIONAL DOORS & WINDOWS

## UNIVERSAL HINGED DOORS

- Door can be hinged left or right
- Ability to swing in or out
- Contained in 14 gauge steel box
- ADA Lever Handles
- Push Bar Exit



## SLIDING TUNNEL DOORS

- Designed for no overhead obstruction.
- Leading edge of door rolls on floor casters.
- Ideal for high fork truck traffic areas, and overhead crane access.



## SERVICE WINDOWS

- Padlockable, slide-up, sash-balanced window
- Window opening: 24" wide x 21" high.
- Shelf size: 24" wide x 16" deep x 11 gauge.
- Shelf height: 42-1/4" off of floor level.
- Panel size: 4'-0" wide x 8'-0" high; transoms extend height to 10' or 12'.
- Custom Sizes Available



## A COMPLETE LINE OF DOOR OPENERS & CLOSERS

### Electric Slide Door Opener

- Uses standard 110-volt, single-phase electric motor with chain drive.
- Supplied with radio frequency remote controls, self closing timer, anti-crush safety switch, & photo eye safety switch.
- Recommended for Sliding Doors over 80 Sq. Ft.



### Hinged Door Closer

- Commercial grade hydraulic door closer causes door to close and latch upon release.



### Counter-Balanced Self-Closing Slide Doors

- Counter balanced weight and pulley system closes and locks door upon release.
- Counter-balanced doors up to 8' W x 10' H & not to exceed 80 Sq. Ft.



# STANDARD DOOR LOCKS

## Keying Options

### Standard Cylinders

- Standard locks are supplied keyed different.
- Keyed alike locks available
- Optional Master Key available

### Alternate Cylinders

- Any 1" mortise cylinder
- 5, 6, or 7 pin acceptable

## STANDARD

### Standard Front (SF-1)



### (SF-2) Thumb-Turn Latch...

Latches only, does not lock



side-view

### (SF3) Door Knob Entry...

Latches only, does not lock



### (SF-4) Cylinder Less Interchangeable Core...

Accepts small format core



### Standard Back (SB-1)



### (SB-2) Interior Key

Lock from both sides. Keyed to match face side.



### (SB-3) Door Knob

Typical sized door knob for easy exit.



### (SB-4) Lever Handle

Alternative to standard door knob. Meets ADA requirements



## Optional Hinged Door Locks



### Lever Handles

- Available on stock universal hinged doors (see page 5)
- Storeroom function standard, other functions available



### Push Bar

- Available on stock universal hinged doors (see page 5)
- Comes with key lock entry standard
- Custom lever handle or five-button coded access entry available

# OPTIONAL DOOR LOCKS



## Electromagnetic Lock

- 12 or 24 Volt DC - Field Selectable
- Battery Backup
- Compatible with most customer's on-site access control system or card code reader/ten-digit keypad available from WireCrafters (see below)

**SLIDING DOORS ONLY**



## Electric Strike

- Standard 24 Volt AC; 12 Volt or DC available
- Fail Secure with key override; fail safe optional
- Compatible with most customer's on-site access control system or card code reader/ten-digit keypad available from WireCrafters (see below)

**HINGE DOORS ONLY**

# CUSTOM DOOR LOCKS



## Proximity Reader & Keypad

- Electric strike or Electromagnetic lock required
- Ten cards supplied, additional cards available
- Available on hinged and sliding doors
- Additional tracking software package available



## Ten Digit Key Pad

- Electric strike or Electromagnetic lock required
- Available on hinged and sliding doors



## Five-Button Coded Access Lock

- Programmable code or key entry
- Mechanical operation
- Match with thumb turn knob or push bar exit

**HINGE DOORS ONLY**



## Adams Rite eForce Keyless Entry

- Available on hinged and sliding doors
- Battery powered
- Ten-Digit keypad with lever handle entry

WireCrafters can prep doors for custom locks provided by others.

# TOOL CRIBS & DRIVER ACCESS CAGES

## TOOL CRIBS AND MAINTENANCE CAGES

- Twenty standard sized panels 4'-0" or 5'-0" high, by 1'-0" to 10'-0" wide.
- Stack two or more panels between posts to reach wall height.
- Hinged, double hinged, sliding, and vertical rise doors available.
- Angle frame design gives installer clear access to hardware, for quick installation.
- Assembly hardware is inaccessible from the secured side of the partition.
- Standard 3/8" mounting hardware is the heaviest in the industry.
- Panels may be ordered with any mesh, sheet metal, or clear polycarbonate.



## DRIVER ACCESS CAGES



- Full width push bar for exit from warehouse side.
- Service window with shelf for paperwork pass through.
- Stock wall and ceiling panels constructed of 10 gauge wire, 2" x 1" rectangular opening.
- Posts have welded on base plate for lagging to the floor.

### OPTIONAL STEEL BENCH

Built of heavy-duty 11-gauge steel, this all-welded bench has baseplates for anchoring to the floor. Ideal for Driver Cages or Holding Cells.





# DATA CENTER & DEA CAGES

## DATA CENTER CAGES



- Divide entire hosting facilities with the easily reconfigurable Style 840 Server Enclosure System.
- Our open but secure design allows free circulation of light, HVAC, and fire suppression systems throughout the server storage areas.
- An inexpensive, modular option to your network security issues.
- Designed with all of the hardware on the inside of the enclosure. With hardware only accessible from the inside, security is guaranteed.
- Ceilings are also available as an option.
- A variety of sizes and options are available.
- Allows side by side storage of server racks without wasting space while maintaining individual or multiple-rack security.

## DEA APPROVED ENCLOSURES

### Meets DEA Standards for Class III, IV & V Controlled Substances

- Wall and ceiling panels constructed in a 10 GA wire woven in a 2" x 1" rectangular mesh
- Wall panels mount to posts flush to floor
- Self-closing, self-locking doors
- Clear spanned ceilings up to 30' or extended heights to roof decks
- Heavy 3/8" mounting hardware and anchors provided
- Special customization options available.




# MACHINE GUARDING

## Versatile, Economical, Safe...

- Simple effective way to protect personnel
- Fully-framed woven or welded wire panels bolt to posts forming a strong secure barrier
- These barriers are a durable & economical solution to plant safety needs
- Versatility of this system allows easy integration of access doors or larger openings with system controls
- Doubles as a safety net by containing malfunctioning equipment
- OSHA & ANSI/RIA compliant (R15.06-2012)
- Interlock & Interlock Mounting Plates Available



## RAPIDGUARD® II LIFT OFF GUARDING



## Versatile, Economical, Safe...

- Standard size panels are 6'-1 1/2"H & 8' high by 1' to 5' wide.
- Panels install vertically between 6'-3/4"H & 8'-5 1/4"H posts (4" sweep).
- Fully framed panel adds strength and stability unequalled in the industry.
- Hinged and slide doors available.
- Unique lift-off design allows for the removal of guards (panels) while the fixing system (hardware) remains attached to the guards (post), in compliance with RIA TR R15.406
- 5/16"-18 x 3/4" tool removable hardware is compliant with ANSI B11.19 and RIA TR R15.406.




Scan for more information!

# PALLET RACK SAFETY SYSTEM

## RackBack® Safety Panels

- **Protect Personnel** – prevents items from falling into aisle ways
- **Quick Ship** – stock panels ship in 48 hours
- **Eleven Widths** – 1' to 10' in one foot increments and 12'
- **Two Heights** – 4'-0" & 5'-0"  
Custom size panels available



## Complete Rack Enclosure

- Hinge and slide doors available with padlock lugs
- Complete Enclosure – consists of doors & panels on back & ends
- Attaches directly to face of pallet rack upright
- Prevent inventory shrinkage – secure and control high value inventory

## Stock Offset Brackets

- Flush Mount
- 1" - 3"
- 4" - 6"



## Custom Offset Brackets

- Mounting brackets allow for pallet overhang up to 12"
- Brackets attach directly to uprights


## Top Beam Security

- Panels can extend above the rack to contain loads stored on top beam
- Slotted angle provided to brace panel

# MULTI-FAMILY STORAGE

## STORAGE LOCKERS

- WireCrafters' Welded Wire Storage Lockers are ideal for small enclosures. The units may be used individually or as a group.
- Two styles of lockers, single and double-tiered, are available in a variety of widths and depths. Doors are prehung in angle frames which connect directly to wall panels.
- Two-sided units fit in the corner of existing rooms. Free standing units may be installed anywhere.



Open Mesh Lockers



Sheet Metal Lockers



## BIKE STORAGE

### BIKE STACKER



- Made from 16 gauge steel
- Trays have exclusive tear drop tire slot (patent pending) that holds road, racing & mountain bikes in place

### WALL RIDER



- Made of heavy duty 11 gauge (1/8" thick steel)
- Includes heavy duty 1/4" vinyl-coated aircraft quality 5' cable for securing bicycle

# ALTERNATE APPLICATIONS



## HOLDING CELLS

- Our Style 840 Holding Cells are designed for supervised temporary confinement while prisoners are being processed or detained for a short period of time.
- Because of the versatility of our wire partition system, the strong wire partition panels can be configured to meet facility needs utilizing our standard parts.



## SCHOOLS & UNIVERSITIES

- WireCrafters modular wire partitions & indoor security fencing are ideal for schools and universities because of the many applications they can be used for.
- The most common application is found in the storage and organization of athletic equipment.



## MILITARY STORAGE

- Officers prefer WireCrafters TA-50 Military Storage Lockers because of their modern look, innovative design, heavy duty materials, and quality construction.
- Quick to install and rock solid once in place, WireCrafters has supplied TA-50 Military Storage Lockers and other types of storage solutions for the demanding requirements of the military and other government agencies for years.



## TECHNICIAN LOCKERS

- This unique system allows for drivers/technicians to enter the facility in a controlled environment and have all of their parts sorted and waiting in their designated lockers.
- On the reverse side, the parts manager can load all lockers from the inside of the WireCrafters cage system.
- WireCrafters Technician Locker Systems are ideal for Distribution Centers, Lift Truck Companies, Cable Companies, Plumbing Companies, Electrical Companies, HVAC Companies, Auto Tech Centers & More.

# GUARDRAILS & HANDRAILS

## GUARDRAIL

- Constructed from heavy-duty 11-gauge formed steel.
- Mounting columns are available in single rail (17" height) or double rail (43" height).
- Posts are 4" x 4" x 1/4" steel.
- Optional lift-out rails allow easy access to protected areas.
- Base plates are 9" square and come with four 7/8" holes for floor anchors (included).
- Ten widths, 1' to 10' in one foot increments.




## HANDRAILS

- System 22 HandRail is an excellent railing system to protect aisle ways, machines, robots and can be used as a mezzanine rail.
- This square steel rail system bolts up with standard hand tools.
- System is designed on 8'-0" centers and comes in a standard two rail style.
- A 4" high kickplate can be added as an option.
- Standard rail sections are 2', 4' and 8' in length.
- Stock rails can be field cut for custom lengths.
- The top rail is 42" high with the midrail centered 20" from the floor.
- Rails and posts are constructed of 2" square, 14 gauge steel tubing.
- Posts have a 4" x 4" base plate with 7/16" diameter mounting holes. Floor anchors not included.



# STANDARD MESH


**2" x 1" 10 Gauge  
Woven Mesh**



WireCrafters signature wire mesh is a 10 gauge wire, woven into a 2" x 1" rectangular mesh.


2" x 2" welded wire mesh is our most popular alternate mesh.

**2" x 2" 10 Gauge  
Welded Mesh**




# ALTERNATE MESH OPTIONS


## Woven Wire Mesh



2" SQUARE 6 GA  
WOVEN WIRE




1-1/2" SQUARE 8 GA  
WOVEN WIRE



1" SQUARE 10 GA  
WOVEN WIRE



3/4" SQUARE 10 GA  
WOVEN WIRE



1/2" SQUARE 12 GA  
WOVEN WIRE


## Welded Wire Mesh




2" SQUARE 6 GA  
WELDED WIRE




1-1/2" SQUARE 8 GA  
WELDED WIRE



1" SQUARE 10 GA  
WELDED WIRE




3/4" SQUARE 10 GA  
WELDED WIRE




2" X 1" 10 GA  
WELDED WIRE


## Custom Mesh & Mesh Alternatives



1" SQUARE 10 GA LOCK  
CRIMP WIRE



1/2" SQUARE 10 GA LOCK  
CRIMP WIRE



EXPANDED METAL



16 GA SHEET METAL



1/4" POLYCARBONATE  
PANELS

Additional mesh sizes and layouts are available. Please contact us for more information.

# STYLE 840 SPECS

## Panels, Posts, Doors, Hardware & Finishes

### PANELS

Panels constructed of 10 gauge steel wire, woven into 2" x 1" rectangular mesh and securely welded to a 1-1/4" x 1-1/4" x 1/8" steel angle frame. Frames have 7/8" x 7/16" slotted holes for mounting to posts and adjacent panels. Panels four to seven feet wide have one 1/4" x 3/4" stiffener welded to the frame. Wider panels have two stiffeners.

### POSTS

Posts are made of 2" x 2" x 14 gauge (.083) steel tubing. Base plates of 2" x 7" x 1/4" steel flat with two 7/16" round holes for floor anchoring, are welded to each. Top of post is finished with decorative cap. Posts are drilled with 1/2" holes to accept hardware for mounting panels and doors. Hole spacing is set to leave a 3-1/4" sweep space below the panels. Posts have a 2" projection above the panels.

### HARDWARE

All erection hardware is supplied. Panel mounting hardware is 3/8" standard thread grade two plated fasteners. Floor anchors are 3/8" wedge type.

### DOORS

Doors are constructed of 10 gauge steel wire, woven into 2" x 1" rectangular mesh and securely welded to a 1-1/4" x 1-1/4" x 1/8" steel angle frame. Stiffeners, two horizontal and one vertical, of 1/4" x 3/4" steel flat are securely welded to the frame behind the mesh. Two door posts, hardware, and padlock lugs are supplied with each door. Cylinder locks are available.

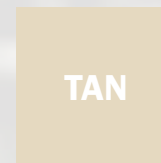

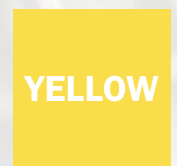

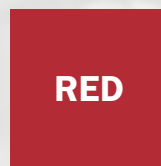

### FINISH

Standard finish for non-plated parts is one coat of gray acrylic enamel. Standard gray color, optional in-stock colors and custom matched colors are available in polyester-epoxy hybrid powder coat. Unless otherwise specified all pricing is based on standard gray acrylic enamel.

### STANDARD COLOR



### OPTIONAL IN-HOUSE COLORS



# WireCrafters®

